



# V40



# V40

The V40 quintessentially showcases the sleek exterior, performance and exceptional seakeeping of the Princess V Class range. Her port light windows cascade across the length of her deep-V hull, flooding the saloon and cabins with natural light. When entertaining, her spacious cockpit provides the perfect setting with the option to specify a convertible sunbed aft.

O V40 apresenta com requinte um elegante exterior, desempenho e o excepcional comportamento no mar da Classe V da Princess. Suas janelas de vigia são ligadas em cascata ao longo do comprimento de seu casco profundo tipo V, inundando o salão e as cabines com luz natural. Para o lazer, seu cockpit espaçoso cria um ambiente perfeito com a opção de especificar um colchão para banho de sol conversível na popa.

El V40 es un escaparate por excelencia de elegante exterior, rendimiento y excepcional comportamiento en la mar de la gama Princess Clase V. Sus ojos de buey se distribuyen en cascada a lo largo de su casco en profunda-V, inundando el salón y los camarotes con luz natural. Para el entretenimiento, su espaciosa bañera proporciona el escenario perfecto, con la opción de proporcionar un solárium convertible a popa.

V40是公主游艇V Class系列完美融合修长外观、出色性能和优异适航性的典范。舷窗沿着整个深V型船体串联布置，客厅和客舱充盈着自然光。后甲板宽敞，配置完美，适合开展招待活动，船尾可选配一个可折叠日光浴床。

Die V40 verkörpert das schlanke Exterieur, die Leistungskraft und außergewöhnliche Seetüchtigkeit der Princess V Class. Sich über die gesamte Länge des tiefen V-Rumpfes entlangziehende Fenster durchfluten Salon und die Kabinen mit Tageslicht. Das großzügige Cockpit bietet einen idealen Rahmen für geselliges Beisammensein, und wahlweise kann achtern ein zusätzlicher, umbaubarer Sonnenbereich konfiguriert werden.





Below deck, her interior design depicts the modern V Class look throughout. Her spacious saloon and well equipped galley combine for a highly sociable entertaining space, while both cabins exude contemporary style and generous proportions. The forward cabin has an en-suite bathroom with secondary access to the saloon whilst the aft cabin can be fitted with optional sliding berths to provide easy conversion to a double bed when required.


Abaixo do deck, seu projeto interno retrata em todos os aspectos o estilo moderno da Classe V. Seu espaçoso salão e cozinha bem equipada combinam um espaço altamente sociável e divertido, enquanto as duas cabines apresentam um estilo contemporâneo e proporções grandes. A cabine à frente tem banheiro privativo com acesso secundário para o salão, enquanto que a cabine de popa pode ser equipada com beliches deslizantes opcionais para permitir uma conversão fácil para cama de casal, quando necessário.

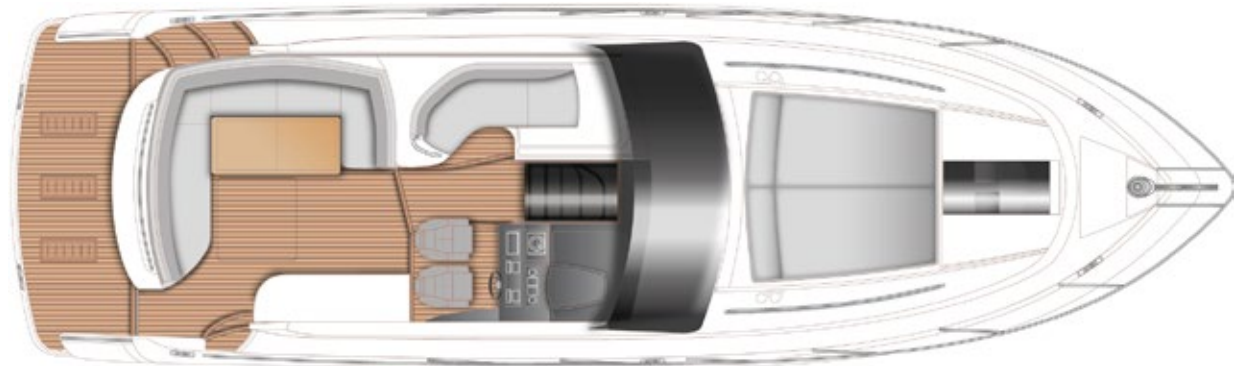
Debajo de la cubierta, su diseño interior presenta en todas partes el aspecto moderno de la clase V. Su amplio salón y bien equipada cocina se combinan para obtener un espacio de entretenimiento altamente sociable, mientras que ambos camarotes exudan un estilo contemporáneo y generosas proporciones. El camarote de proa tiene un cuarto de baño en suite con acceso secundario al salón, mientras que el camarote en popa puede ser dotado con literas deslizantes opcionales para proporcionar la conversión fácil a una cama doble cuando sea requerido.

甲板下方，其内部装饰的设计在各个方面都展现出公主游艇 V Class 的现代感外观。客厅宽敞舒适，厨房配备精良，共同营造一个高级的社交娱乐空间，两个客舱采用现代设计，空间宽敞大气。船首舱有一个套间浴室，并有可通往客厅的第二条通道；船艉客舱可选配滑动床位，有需要时可以轻松转换为双人床。

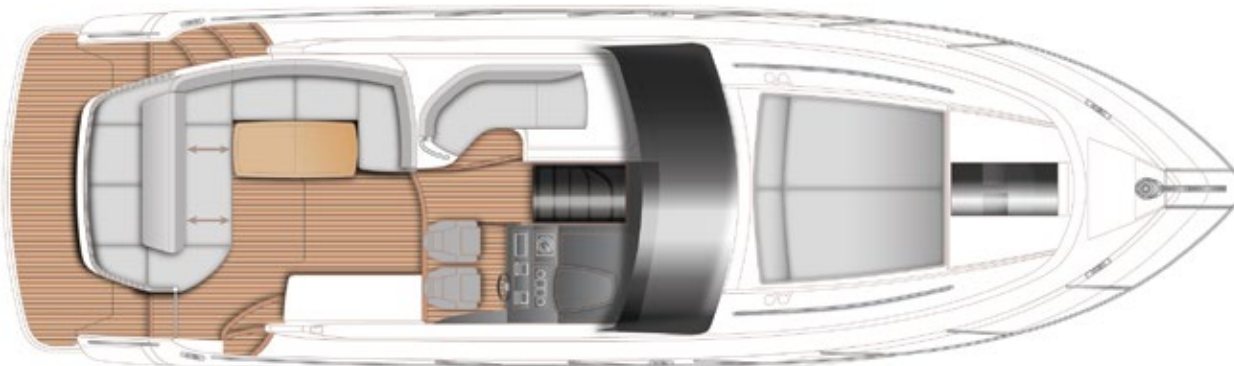


Unter Deck nimmt die Einrichtung den modernen Look der V Class vollständig auf. Der geräumige Salon der V40 und die perfekt ausgestattete Pantry bilden zusammen einen optimalen Unterhaltungsbereich, während die beiden Kabinen mit zeitgemäßem Stil und großzügigen Proportionen begeistern. Die Kabine im Bug verfügt über ein eigenes Bad mit zweitem Zugang zum Salon und die Achterkabine kann wahlweise mit Schiebekojen ausgestattet werden, die bei Bedarf mühelos zu einem Doppelbett umgebaut werden können.

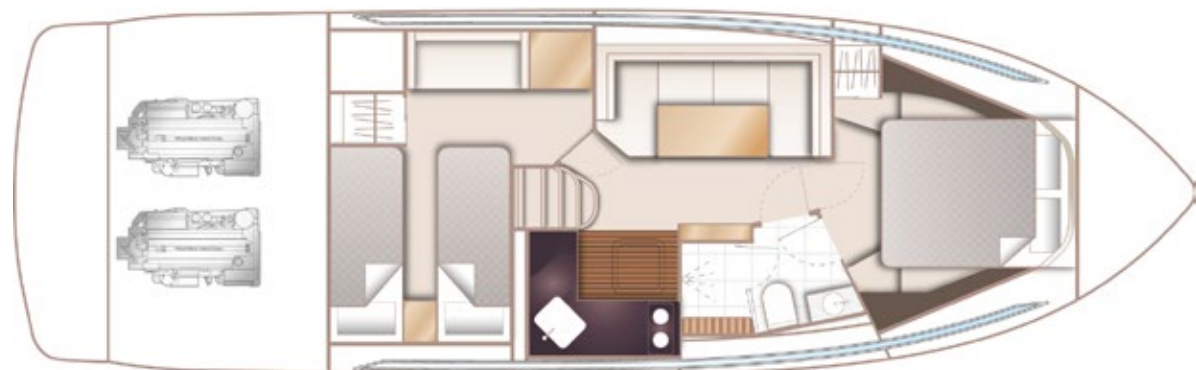




MAIN DECK



MAIN DECK (OPTIONAL SUNBED)



LOWER DECK

## PRINCIPAL DIMENSIONS

Length overall (incl. pulpit)	42ft 6in (12.98m)
Length overall (excl. pulpit)	41ft 6in (12.65m)
Beam	12ft 5in (3.81m)
Draft: (Drives raised)	1ft 10in (0.56m)
Draft: (Drives lowered)	3ft 4in (1.02m)
Displacement approx.	10,145kg (22,366lbs)*
Fuel capacity	160 gal/192 US gal/730l
Water capacity (incl. calorifier)	71 gal/85 US gal/322l

## DECK FITTINGS

- Teak-laid transom platform, cockpit deck and steps to side decks
- Reversible electric anchor winch with helm position controls
- Self-stowing 16kg/35lbs Delta anchor with 30m of chain
- Chain locker with stowage for 4 fenders (stowage for an additional 2 fenders in engine room)
- Foredeck sunbathing area
- Stainless steel cleats, fairleads and handrails
- LED deck level lighting

## COCKPIT

- U-shaped seating with teak table (with optional conversion to double sunbed)
- L-shaped seat
- Electrically operated sliding sun roof
- Transom gate leading to bathing platform with foldaway swimming ladder and hot and cold shower (with optional electro-hydraulic raise/lower mechanism)
- Wetbar including sink, top loading coolbox and optional electric barbecue
- Waterproof speakers linked to saloon sound system
- Lockable gas strut assisted hatch to engine room
- Liferaft storage locker
- Cockpit cover
- Optional sunpad layout available with aft seat extension and sliding backrests for conversion

## HELM POSITION

- Twin helm seats with bolster
- Full engine instrumentation including fuel gauges, exhaust temperature, fuel contamination alarms and rudder position indicator

- Navigation system including VHF/RT, speed and distance log, echo sounder with alarm and high speed magnetic compass
- Chart storage
- Red night lighting

## SALOON

- U-shaped sofa and dining table (converts to double berth)
- Sideboard unit with glass and bottle storage
- Radio/DVD/MP3 system
- 24v and 240v control panel
- Storage cupboards and lockers

## GALLEY

- 2-zone gas hob with flame failure device
- Remote solenoid switch for gas system
- Combination microwave/convection oven with grill
- Stainless steel sink with mixer tap
- Refrigerator with freezer compartment
- Storage lockers, cupboards and drawers

## ACCOMMODATION

- All cabins and bathrooms feature opening portholes
- All cabins feature 220/240v power points
- All mattresses pocket sprung
- All bathrooms feature electric freshwater toilets, extractor fan and 240v shaver points

## OWNER'S CABIN

- Large double bed with drawers below
- Wardrobes with shelves
- Storage lockers and drawers
- Dressing table
- Deck hatch
- En suite bathroom with day access

## ENGINES

Twin Volvo D6-330 DP (2 x 330mhp)	Speed range: 36-38 knots†
-----------------------------------	---------------------------

## AFT GUEST CABIN

- Two single beds with drawers below (with option of double bed conversion)
- Sofa (with option of conversion to berth)
- Wardrobe with shelves
- Storage lockers and drawers

## INTERIOR FINISH

- Furniture in Rovere Oak with satin or high gloss finish. Walnut or Alba Oak available as an option
- Solid surface worktops and tiled floors in all guest bathrooms
- Solid surface worktops in galley
- Choice of high quality carpet and upholstery fabric from extensive range
- Blinds or sunscreens to all windows and portholes
- Timber-laid galley

## POWER AND DRIVE SYSTEMS

- Twin duo-prop stern drives
- Power-assisted electro-hydraulic steering system with hydraulic back-up
- Electronic engine and gear shift controls
- Engine room extractor fan with electronic time delay

## ELECTRICAL SYSTEMS

- **24 Volt:**
  - 2 x heavy duty batteries for engine starting
  - 2 x heavy duty auxiliary batteries
  - 35 amp 12v battery charger charging both banks of batteries via automatic switch charging system
- Remote battery master switches with control switch at main panel
- LED lighting throughout

## 220/240 Volt:

- 30-amp shore support inlet
- Earth leakage safety trip, polarity check system, circuit breakers on all circuits
- Power points in all areas

## WATER SYSTEM

- Twin fuel tanks (in NS8 marine grade alloy) with interconnection system giving 160 gal/192 US gal/730l capacity
- Fuel fillers on port and starboard side decks
- High capacity duplex fuel filters/water traps with audible and visual fuel contamination warning system
- Remote fuel cocks in cockpit locker

## WATER SYSTEM

- 64 gal/77 US gal/290l plus 7 gal/8.5 US gal/32l hot water calorifier and heated by engine and 240v immersion heater
- Water level gauge
- Deck filler

## FIRE EXTINGUISHERS

- Automatic/manual override fire extinguishers in engine room with warning system at helm position
- Hand-operated fire extinguishers (4) in all cabins, galley and deck saloon

## BILGE PUMPS

- Automatic electric bilge pumps (6)
- High-capacity manual bilge pumps with valve system and suction points in same areas

## OTHER ITEMS SUPPLIED AS STANDARD

- Ensign staff
- Fenders (6) and warps (4)
- First aid kit
- Tool kit
- Set of manuals
- Quilted bedspreads in all cabins



